



**Securing Valuables**



# Storage Security



**SHIELD** products and merchandise after hours



**PROTECT** equipment and unique items from theft



**SECURE** valuable, confidential, and important items



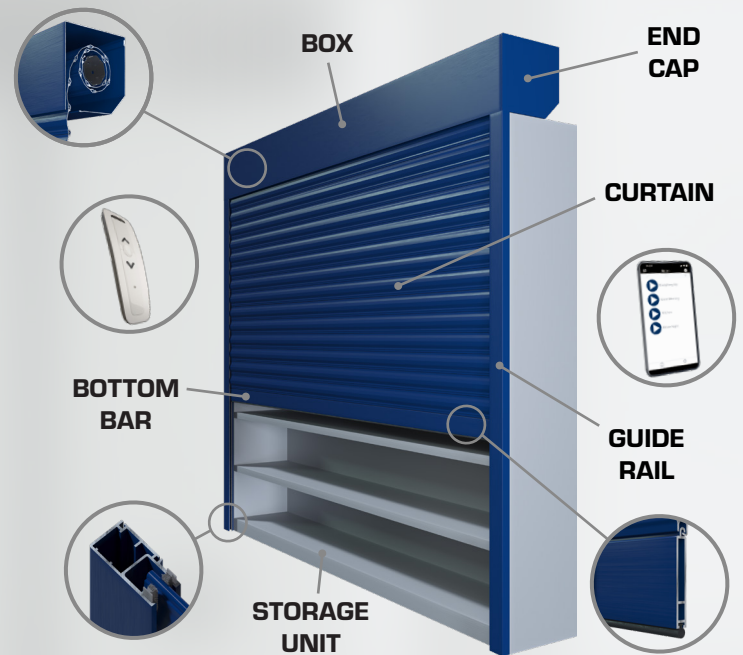
# Secure Storage Shutters

## OPERATION

- Spring assist manual or powered operation options
- Control effortlessly by switch, remote, Wi-Fi, or app
- Smooth operation with low maintenance design
- Safe, long-lasting performance with the latest in motorized technologies
- The curtain rolls into a compact coil allowing a minimal size and sleek box housing design


## MATERIALS

- Minimal size, high-tech roll-formed aluminum box housing
- A variety of curtain styles and colors for that perfect look
- Gorgeous selection of low maintenance materials, with next-generation powder coated finishes
- Commercial-grade aluminum - Environmentally friendly material with positive effects during production and long term operation
- Clamp-on or screw-on options for a clean install and lasting durability
- High strength and durability means your storage is secure and protected at all times




## FRAME & CURTAIN COLOR OPTIONS

- Not all series are available in all colors; contact your dealer for options
- Additional charge for dark bronze, black, and custom colors



## BOTTOM BAR OPTIONS

- 57 mm (2.25 in) or 60 mm (2.36 in) Standard Bottom Bars
- Optimum durability withstands daily wear



### OFFICE



### HEALTHCARE



### MOBILE SHELVE



### LAW ENFORCEMENT



### MILITARY




### PHARMACY



### ATHLETICS



### AUTOMOTIVE




### MUSEUM



## SHUTTER CURTAIN STYLES AND SIZING

Pentagon TambourGuard curtain styles are finished in industry-leading coatings and provide options for visibility. Our engineered slats provide enhanced security and add to the visual appeal of your facility.



SOLID CURTAIN							
	Description	400*	440*	450	500	540	560
	The solid curtain is available in the 400*, 440*, 450, 500, and 560 series. These series provide a highly secure barrier.	Roll-formed aluminum with regular density foam filling	Roll-formed aluminum with ultra hard resin core	Double wall extruded aluminum	Roll-formed aluminum with regular density foam filling	Roll-formed aluminum with ultra hard resin core	Single wall extruded aluminum
	* Available with light slots						

PERFORATED CURTAIN		561
	Description	
	TambourGuard is available with a perforated curtain in the 561 series. The small perforation option is designed to allow light transfer through the shutter curtain and optimal airflow. This perforated curtain option provides an unobstructed view through the shutter:	Single wall extruded aluminum with small perforations

PATTERNED CURTAIN		530
	Description	
	The patterned curtain is available using the 530 series in TambourGuard. Clear anodized connector rods are used between each slat, adding valuable strength and visual appeal to the curtain. The curtain pattern available in TambourGuard is the clear pattern.	Clear polycarbonate / aluminum with curved design

BOTTOM BAR SIZING		STD Bottom Bar
	Description	
	The TambourGuard system is compatible with the Standard Bottom Bar (two sizes) and the Heavy Duty Bottom Bar (one size). The Standard Bottom Bar is low profile and secure. The Heavy Duty Bottom Bar is extremely strong and durable.	2.25 in (57 mm) 2.36 in (60 mm)

GUIDE RAIL SIZING					
Description	53 mm	64 mm	66 mm	83 mm	83 mm - AnchorLoc
5 guide rail sizes are compatible with TambourGuard. AnchorLoc secures the curtain to each guide rail.	2 in (53 mm)	2.5 in (64 mm)	2.6 in (66 mm)	3.25 in (83 mm)	3.25 in (83 mm)

SHUTTER AND CURTAIN SIZING					
Series	Guide Rail Sizes	Bottom Bar Sizes	Maximum Curtain Height	Maximum Curtain Width	Maximum Curtain Area
400	53 mm, 66 mm	STD 2.25 in (57 mm), HD 3 in (75 mm)	Up to 228 in (5800 mm)	Up to 228 in (5800 mm)	171 sq. ft (15.9 sq. m)
440	53 mm, 66 mm	STD 2.25 in (57 mm), HD 3 in (75 mm)	Up to 228 in (5800 mm)	Up to 228 in (5800 mm)	171 sq. ft (15.9 sq. m)
450	53 mm, 66 mm	STD 2.25 in (57 mm), HD 3 in (75 mm)	Up to 228 in (5800 mm)	Up to 228 in (5800 mm)	266 sq. ft (24.7 sq. m)
500	64 mm, 83 mm	STD 2.36 in (60 mm), HD 3 in (75 mm)	Up to 227 in (5770 mm)	Up to 228 in (5800 mm)	247 sq. ft (22.9 sq. m)
530	64 mm, 83 mm, 83 mm - AnchorLoc	STD 2.36 in (60 mm), HD 3 in (75 mm)	Up to 227 in (5770 mm)	Up to 228 in (5800 mm)	209 sq. ft (19.4 sq. m)
540	64 mm, 83 mm	STD 2.36 in (60 mm), HD 3 in (75 mm)	Up to 227 in (5770 mm)	Up to 228 in (5800 mm)	247 sq. ft (22.9 sq. m)
560	64 mm, 83 mm, 83 mm - AnchorLoc	STD 2.36 in (60 mm), HD 3 in (75 mm)	Up to 226 in (5750 mm)	Up to 300 in (7620 mm)	332 sq. ft (30.8 sq. m)
561	64 mm, 83 mm, 83 mm - AnchorLoc	STD 2.36 in (60 mm), HD 3 in (75 mm)	Up to 226 in (5750 mm)	Up to 300 in (7620 mm)	332 sq. ft (30.8 sq. m)